






	Equity Slot Die	APEX Slot Die	CrossCoat Fluid Extrusion Die (Curtain)	Vector Metered Slot Die	ExactCoat Slot Die
<b>Slot Die</b>					
<b>Contact vs. Non-Contact</b>	Contact	Contact	Non-Contact	Contact	Contact
<b>Operating Temperature</b>	38°C to 218°C (100°F to 425°F)	38°C to 218°C (100°F to 425°F)	38°C to 218°C (100°F to 425°F)	38°C to 218°C (100°F to 425°F)	Range Ambient to 500°F (260°C) ± 3°F
<b>Adhesive Viscosity</b>	100 to 40,000 cps	100 to 20,000 cps	2,000 to 500,000 cps*	500 to 30,000 cps*	100cps to 80,000cps
<b>Application Type</b>	Continuous	Continuous / Intermittent	Continuous	Continuous / Intermittent	Continuous
<b>Max. Coating Width</b>	900 mm (35.43 in)	460 mm (18.11 in)	3,000 mm (118 in)	550 mm (21.7in)	3,000 mm (118 in)
<b>Coat Weight Minimum</b>	1 mil	1 mil	.5 mil	.5 mil	.5 mil
<b>Cross-Web Accuracy</b>	± 10%	± 10%	± 3%	± 0.5%	± 3% (Based on fluid rheology)
<b>Supply Voltage</b>	200-240 VAC 1 Phase 50-60Hz	200-240 VAC 1 Phase 50-60Hz	200-240 VAC 1 Phase 50-60Hz	200-240 VAC 1 Phase 50-60Hz	200-240 VAC 1 Phase 50-60Hz
<b>Dimensions (HxDxW)</b>	335 x 150 x 130-930 mm (13.2 x 5.9 x 5.1-36.6 in)	241 x 93 x 50-510 mm (9.5 x 3.6 x 1.9-20 in)	Custom	362 x 93 x 100-600 mm (14.25 x 3.6 x 3.9-23.6 in)	Custom

Note: All above information is dependent on line speed operation and type of adhesive, some results may vary.  
\* Adhesive dependent